

QLK ADJUSTABLE, RATCHET TORQUE WRENCHES

Freely set torque values within the capacity range. Replaceable socket, ratchet wrenches.

FEATURES

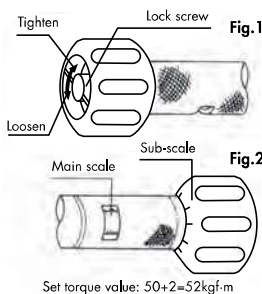
- The ratchet improves efficiency. These wrenches are well suited for repetitive work.
- By replacing the sockets, various sizes of fasteners can be tightened within the tool's capacity range.
- By reversing the ratchet, the wrench can be used to loosen fasteners counter-clockwise.
- Tightening to a torque setting can only be done clockwise.
- Accuracy : $\pm 3\%$ of indicated value over the full range.



ADJUSTING THE TORQUE SETTING

◆ 30QLK~5600QLK

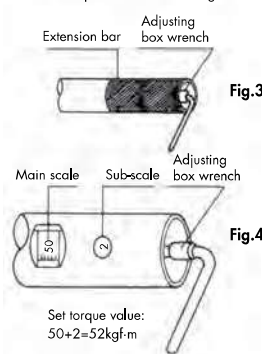
- (1) Loosen the lock screw. (See Fig.1)
- (2) Turn the sub-scale and adjust to a torque value (the main scale plus the sub-scale)(See Fig.2)
- (3) Tighten the lock screw. (If the lock screw hits the pin before completely tightening, then change the position of the pin)



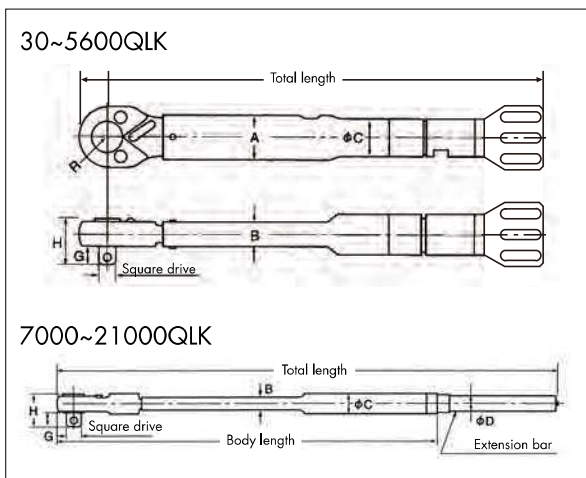
Set torque value: 50+2=52kgf·m

◆ 7000QLK~14000QLK

- (1) When applicable, mount the extension bar snugly all the way onto the body of the wrench.
- (2) With the extension bar mounted (See Fig.3), insert the hexagonal side of the adjusting box wrench.
- Without the extension bar (See Fig.4), insert the hexagonal side of the adjusting box wrench into the body.
- (3) Turn the adjusting box wrench to set the torque value. (the main scale plus the sub-scale)



Set torque value: 50+2=52kgf·m



★ Torque adjusting box wrench

Size(mm)

N700-N1000QLK-8, 7000-10000QLK	8
N1500-N2100QLK, 15000-21000QLK	10

Model (kgf·cm/kgf·m)	Range	Increment	Old Model (cN·m/N·m)	New Model (cN·m/N·m)	Range	Increment	Model (lbf·in)	Range	Increment	Square drive	Total length	Dimensions (mm)								Weight	Standard Accessory	
												Head				Body						
	kgf·cm/kgf·m	kgf·cm/kgf·m			cN·m/N·m	cN·m/N·m		lbf·in	lbf·in	mm	mm	H	G	R	A	B	C	D	Body length	kg		
30QLK	10~30	1	N30QLK	CN300QLK	100~300	5				6.35 (1/4")	187	18.8	7.5	12	18.2	9.6	15			0.19		
60QLK	20~60	1	N60QLK	N6QLK	2~6	0.1																
120QLK	40~120	2	N120QLK	N12QLK	4~12	0.2	PI 120QLK	40~120	2													
250QLK	50~250	2	N250QLK	N25QLK	5~25	0.2	PI 230QLK	70~230	2	9.53	232	25	11	15.5	16	25	11.4	20			0.28	
500QLK	100~500	5	N500QLK	N50QLK	10~50	0.5	PI 450QLK	100~450	5	257	257										0.47	
900QLK	200~900	10	N900QLK	N90QLK	20~90	1																
1000QLK	200~1000	10	N1000QLK	N100QLK	20~100	1	PI 1000QLK	200~1000	10		359	31	14	19.7	27.5	12.4	21.7			0.81		
1400QLK	400~1400	10	N1400QLK	N140QLK	40~140	1				12.7 (1/2")	399										0.86	
1800QLK	400~1800	20	N1800QLK	N180QLK	40~180	2																
2000QLK	400~2000	20	N2000QLK	N200QLK	40~200	2	PI 2000QLK	400~2000	20		491	33	15.4	23	34						1.5	
2800QLK	400~2800	20	N2800QLK	N280QLK	40~280	2																
3600QLK	800~3600	20	N3600QLK	N360QLK	80~360	2																
4200QLK	6~42	0.2	N4200QLK	N420QLK	60~420	2				19.05 (3/4")	965	42.7	20	27.5	38	16	30				3.3	
5600QLK	8~56	0.3	N5600QLK	N560QLK	80~560	3					1,195											
7000QLK	10~70	0.5	N7000QLK	N700QLK	100~700	5					1,314	49.5		34	43.5	18	34				5	
8500QLK	10~85	0.5	N8500QLK	N850QLK	100~850	5					1,388				46	19.2	35.4	27.2	990		6.2	
10000QLK	10~100	0.5	N10000QLK	N1000QLK-8	100~1000	5					1,538	58		38	54	23	42.7	31.8	1,105		8.5	Torque adjusting box wrench
15000QLK	20~150	1	N15000QLK	N1500QLK	200~1500	10					2,064	61		43.5	66	26	51	40	1,144		14	
21000QLK	70~210	1	N21000QLK	N2100QLK	700~2100	10													1,704		19.5	

* is the new model that is applied from 1st January, 2016.